



Meaningful Innovation.

## INSTRUCTION MANUAL

### SOLAR LED GARDEN LIGHT


#### TECHNICAL DATA

MODEL	VT-84043
SKU	24287
SOLAR PANEL	5-7V,1800mAh-0.15W
RATED INPUT	5V 1A
LUMENS	150 Lm
BEAM ANGLE	180°
CRI	≥80
LIFE SPAN	20,000 Hours
MATERIAL	METAL
DIMENSION	Ø120*345mm

**IP65**  
RATING

**02** YEAR  
WARRANTY\*

**SOLAR**  
CHARGING



BATTERY	CHARGING TIME	WORKING TIME
1800 mAh Ni-MH Battery	11 Hours	4-25 Hours

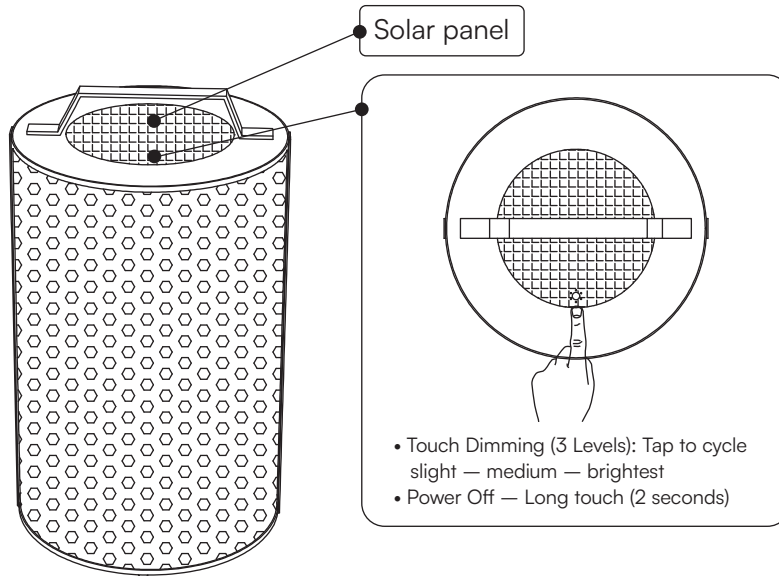
#### INTRODUCTION & WARRANTY

Thank you for selecting and buying V-TAC product. V-TAC will serve you the best. Please read these instructions carefully before starting the installation and keep this manual handy for future reference. If you have any another query, please contact our dealer or local vendor from whom you have purchased the product. They are trained and ready to serve you at the best. The warranty is valid for 2 years from the date of purchase. The warranty does not apply to damage caused by incorrect installation or abnormal wear and tear. The company gives no warranty against damage to any surface due to incorrect removal and installation of the product. The products are suitable for 10-12 Hours Daily operation. Usage of product for 24 Hours a day would void the warranty. This product is warranted for manufacturing defects only.

---

## WARNING

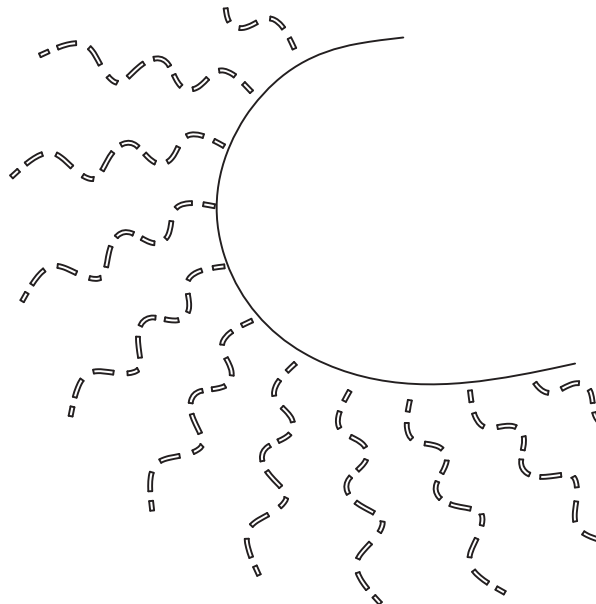

1. Please make sure to turn off the power before starting the installation.
2. Please charge before use !
3. The light source of this luminaire is not replaceable, when the light source reaches its end of life the whole luminaire should be replaced.



## CHARGING:


### Auto solar charge

>10 h




---

# PACKAGE CONTENTS



LED Lamp



Instruction

## OPERATION CAUTIONS

1. Don't connect with dimming sensing device
2. Don't use the lamp in a humid or flammable environment.
3. Don't pull the power plug when your hands are wet to prevent electric shock
4. Don't cover the lamp with objects to prevent the lamp from being damaged or causing danger.

## SOLAR PANEL MAINTENANCE & WARNING

- Do not use solvents, petrol, etc. Otherwise the light will be damaged.
- Clean the light with a dry, lint-free cloth.
- Check the solar panel for dirt regularly. If dirt or is present remove it to guarantee flawless function of the product.
- Especially during the winter, keep the product free from snow and ice.
- Keep away from the fire.
- Don't immerse in the water.

RoHS



UK  
CA

